

# SDG Index

by

SDG Transformation  
Center






METHODOLOGY 

## Indicators & Methodology

### Retreatment

Use of absolute quantitative thresholds derived from the SDGs and targets to establish upper and lower bounds

**0 to 100** : Variable scaled, with 0 representing the worst performance

   Visual color code according to performance

**5** criteria for Indicators Selection

### Scoring

Overall score, score by SDG, and scores within the SDGs

With equal weight for each SDG to reflect the SDGs as an indivisible set of goals

**125**

Total  
Indicators

**98**

Global  
Indicators

**27**

Additional  
Indicators

[+ trend and impact scores](#)

### Narrative

**AN ANNUAL SDG ASSESSMENT OF UN MEMBERS**

UN SDSN initiative created in **2016**

Global network of researchers and scientists, diverse team based in Paris  
Providing science-based tools and analyses to operationalise the SDGs

### Data Sources

**2/3**

set of official sources (UN, OECD, WHO, FAO, ILO, ...)

**1/3**

research, science, NGOs, surveys, and space technologies

Extracted between March and April 2024

### Coverage

**167** countries analyzed and ranked

**80%** of the indicators need to be covered by a country data to be included

### Historisation

**2015: First index**

Published each year since

[More indicators & countries each year](#)

### Extraction

[Download here](#)

Country Code: ISO 3166



Presented by



&

